



*the*  
**radiant<sup>®</sup>**  
*collection*

# Dimmers & Switches



**TRU-UNIVERSAL DIMMER** | RH703PTUW  
This dimmer self-calibrates to work with virtually any 120V dimmable bulb or fixture (excludes 0-10V). [Also available with Microban<sup>®</sup> product protection: RH703PTUWAMCC4](#)

**LED ADVANCED DIMMER** | RHL153PW  
Designed with advanced dimming technology and optimized to work right out of the box, this LED dimmer offers a wide range of adjustability and compatibility with LED bulbs and fixtures.

**0-10V LED/FLUORESCENT DIMMER** | RH4FBL3PW  
Control dimmable low-voltage fluorescent or LED bulbs or fixtures with efficiency and ease.



**SINGLE POLE/3-WAY OCCUPANCY SENSOR** | RRW600UTC  
Automatically turns lights on when someone enters the room and shuts lights off when it's empty.

**SINGLE-POLE SWITCH WITH LOCATOR LIGHT** | TM870WSL  
Conveniently locate your switch in the dark with the small, subtle locator light that illuminates when switched off.

**WAVE<sup>®</sup> SWITCH** | RSWV203  
Go germ-free. Turn lights on/off with a wave.



# Outlets



**TAMPER-RESISTANT OUTLET | 885TRW**  
Discreetly prevents insertion of foreign objects with patented “invisi-shutters.”

**TAMPER-RESISTANT SELF-TEST GFCI OUTLET | 1597TRW**  
Self-tests at the industry-leading rate of every 3 seconds to offer superior ground-fault protection.

**TAMPER-RESISTANT SELF-TEST GFCI USB TYPE-A/C OUTLET | 1597TRUSBACW**  
Combines superior ground-fault protection and convenient built-in charging in a single outlet.



**SINGLE POLE/3-WAY SWITCH/TAMPER-RESISTANT OUTLET COMBINATION | RCD38TRW**  
Fit two devices neatly into the footprint of one with this combination single-pole/3-way switch and tamper-resistant outlet.

**WEATHER-RESISTANT OUTLET | 885TRWRW**  
Perfect for a home's outdoor spaces, this outlet is made to work, rain or shine.

# USB Charging Solutions



**65W USB OUTLET, TYPE C, 15A, TAMPER-RESISTANT** | R26USBPD65W  
Features dual Type-C charging ports with 65W each, advanced Power Delivery and industry-exclusive power indicator lights.

**30W USB OUTLET, TYPE C, 15A, TAMPER-RESISTANT** | R26USBPDW  
Charges devices up to 2X faster with dual Type-C charging ports with advanced Power Delivery to provide optimal charge of modern devices.



**15W USB OUTLET, TYPE A/C, 15A, TAMPER-RESISTANT** | R26USBAC6W  
With 6 amps of power, this USB outlet provides a quicker charge for phones, tablets and other devices, meaning no more low battery anxiety.

**QUAD USB CHARGER** | TM8USB4WCC6  
With 4.2 amps of charging capacity, the quad USB gives users the power to charge up to four devices simultaneously without the need for bulky adapters.



# Night Lights




**FULL LED NIGHT LIGHT | NTLFULLW**  
Energy-efficient soft-glow LED features five adjustable brightness levels and optional louver for greater control.  
Shown with included optional louver.



**NIGHT LIGHT WITH TAMPER-RESISTANT OUTLET | NTL885TRW**  
This seamlessly integrated night light features five adjustable brightness levels, an optional louver for greater light control and a hidden sensor that turns light on in the dark, off in daylight.

**COMBINATION TAMPER-RESISTANT SELF-TEST NIGHT LIGHT/GFCI | 1597NTLTRW**  
For superior safety, this outlet offers all the protection of tamper-resistance and GFCI functionality, with an included night light for added convenience.

# Smart Lighting






Manage lights and power, from anywhere, with the Legrand Home + Control app.




## radiant<sup>®</sup> WITH Netatmo



**SMART GATEWAY WITH NETATMO | WNRH1WH**  
Start here to create a robust, dedicated network for advanced smart control throughout an entire home. Required for all “with Netatmo” smart lighting solutions.

**SMART SWITCH WITH NETATMO | WNRL10WH**  
Get advanced control of your lights from any smart device, from anywhere. Optimized for whole home use. Requires Smart Gateway. Plug-in version also available.

**SMART TRU-UNIVERSAL DIMMER WITH NETATMO | WNRL50WH**  
This dimmer self-calibrates to work with virtually any 120V dimmable bulb or fixture (excludes 0-10V). Plug-in version also available.
















**SMART OUTLET WITH NETATMO | WNRR15WH**  
Get advanced control of power from any smart device, from anywhere. One outlet is app-controlled, the other is always on. Requires Smart Gateway. 15A and 20A versions available.

**SMART WIRELESS DIMMER WITH NETATMO | WNRL63WH**  
Add to any wall or surface for easy 3-way dimming control. Battery-operated; no wiring required. Switch also available.




**SMART WIRELESS SCENE CONTROLLER WITH NETATMO | WNRCB40WH**  
Add to any wall or surface for one-tap control of four lighting scenes. Battery-operated; no wiring required.

Dimmers

Conveniently conserve energy and create the perfect mood by adjusting dimmer light levels with a single slide.









NAME	PART NUMBER	DESCRIPTION	COLOR/FINISH	RATING	NEUTRAL NEEDED	COMPLIANCE
 LED Advanced Dimmer	RHL153PW RHL153PLA RHL153PI RHL153PBK RHL153PGRY RHL153P RHL153PRED RHL153PNI RHL153PDB RHL153PG RHL153PW10PK	Single-pole/3-way.  Advanced circuitry provides flicker-free control of dimmable LED bulbs and fixtures (except for 0-10V and ELV drivers) with adjustable high- and low-end dimming range.	White Light Almond Ivory Black Gray Brown Red Nickel Dark Bronze Graphite	120V, 150W LED; 150W CFL/INC	No	 , RoHS   , RoHS
Tru-Universal Single-Pole/3-Way Dimmer	RH703PTUTC RH703PTUW   Tru-Universal Single-Pole/3-Way Dimmer with Microban®	Self-calibrates to work with virtually any dimmable bulb or fixture (excludes 0-10V). Single-pole/3-way.  Features interchangeable faceplates.	Tri-Color* White	120V 450W LED/CFL; 700W INC/HAL; 500VA MLV; 700W ELV; 5.5A EFL	Yes	 , RoHS
		A self-calibrating dimmer to work with virtually any dimmable bulb or fixture (excludes 0-10V) also featuring built-in, lasting Microban® antimicrobial* protection for a cleaner, more durable device.	White			
 0-10V LED/Fluorescent Dimmer	RH4FBL3PTC RH4FBL3PW	Single-pole/3-way.  Features interchangeable faceplates.	Tri-Color* White	120/277V (0-10V dimming only) 120V 10A / 277V 5A LED/FL	No	 , RoHS
 LED/CFL Dimmer, SSL 7A-Compliant	RHL373PTC RHL373PW	2-Wire. Single-Pole/3-Way.	Tri-Color* White	50W LED CFL	Yes	 , RoHS
	RHL743PTC RHL743PW	Single-Pole/3-Way.	Tri-Color* White	450W LED CFL		
LED/CFL Dimmer (Not intended for electronic low voltage loads)  LED/CFL Dimmer with Microban®	RHCL453PDBCCV4 RHCL453PGCCV4 RHCL453PNICCV4 RHCL453PTC RHCL453PW	Single-pole/3-way.  Features interchangeable faceplates.	Dark Bronze Graphite Nickel Tri-Color* White	120V 450W LED/CFL; 700W INC/HAL	No	 , RoHS
	RHCL453PWAMCC4	A single-pole/3-way dimmer (not intended for use with electronic low voltage loads) featuring built-in, lasting Microban® antimicrobial* protection for a cleaner, more durable device.	White			
 Magnetic Low-Voltage Single-Pole/3-Way Dimmer	RHLV703PTC RHLV703PW	Single-pole/3-way.  Features interchangeable faceplates.	Tri-Color* White	120V 700VA MLV	No	 , RoHS

Note: Wall plates sold separately. Tri-color includes: White, Light Almond and Ivory. Bi-Color includes: Nickel & Dark Bronze  
Due to manufacturer variations and modifications, we are unable to ensure indefinite dimming compatibility with any bulb or fixture.  
\*No antimicrobial efficacy claims are being made or are valid with respect to products sold in Canada.

NAME	PART NUMBER	DESCRIPTION	COLOR/FINISH	RATING	COMPLIANCE
 Interchangeable Face Cover	RHKIT RHKITBK RHKITDB RHKITGRY RHKITI RHKITLA RHKITNI RHKITW RHKITGPCCV6	Features interchangeable faceplates.  Usable with all dimmers on pages 64 and 65 except RHL153P.	Brown Black Dark Bronze Gray Ivory Light Almond Nickel White Graphite		 , RoHS
 Dimmer Bypass Module	DIMBPASS	This device is an adapter that can be installed at the dimmer or at the load that fixes most LED light anomalies such as flicker and ghosting.	Black	120V, 60Hz 0.1 Amps	

Multi-Location Dimmers

Conveniently conserve energy and create the perfect mood by adjusting dimmer light levels with a single slide.

NAME	PART NUMBER	DESCRIPTION	COLOR/FINISH	RATING	COMPLIANCE
 Multi-Location Master Dimmer	HCL453PMMTC HCL453PMMW	Features interchangeable faceplates.	Tri-Color* White	120V, 450W LED/ CFL; 700W INC/HAL; 700VA MLV	 , RoHS
 Interchangeable Face Cover for Multi-Location Master Dimmer	HMKIT HMKITBK HMKITDB HMKITGRY HMKITI HMKITLA HMKITNI HMKITW	Features interchangeable faceplates.	Brown Black Dark Bronze Gray Ivory Light Almond Nickel White		 , RoHS
 Multi-Location Remote Dimmer	HMRTC HMRW	Features interchangeable faceplates.	Tri-Color* White	120V, 60Hz	 , RoHS
 Interchangeable Face Cover for Multi-Location Remote Dimmer	HMRKIT HMRKITBK HMRKITDB HMRKITGRY HMRKITI HMRKITLA HMRKITNI HMRKITW	Features interchangeable faceplates.	Brown Black Dark Bronze Gray Ivory Light Almond Nickel White		 , RoHS











Switches

Modern low-profile paddle switches with no screws in sight.  
Note: The single-pole, 3-way and 4-way switch faces are identical.





NAME	PART NUMBER	DESCRIPTION	COLOR/FINISH	RATING	COMPLIANCE
15A Single-Pole Switch	TM870 TM870BK TM870DBCC10 TM870GCC10 TM870GRY TM870I TM870ISL* TM870LA TM870LASL* TM870NICC10 TM870W TM870WSL*	15A Switch. Part numbers with an asterisk indicate a model with included locator light.	Brown Black Dark Bronze Graphite Gray Ivory Ivory Light Almond Light Almond Nickel White White	15A, 120V	 , RoHS
 15A Single-Pole Switch with Microban <sup>®</sup>	TM870WAMCC4	Single-Pole Switch with lasting Microban <sup>®</sup> antimicrobial* protection for a cleaner, more durable device.	White	15A, 120V	 , RoHS
15A 3-Way Switch	TM873 TM873BK TM873DBCC10 TM873GCC10 TM873GRY TM873I TM873ISL* TM873LA TM873LASL* TM873NICC10 TM873W TM873WSL*	15A Switch. Part numbers with an asterisk indicate a model with included locator light.	Brown Black Dark Bronze Graphite Gray Ivory Ivory Light Almond Light Almond Nickel White White	15A, 120V	 , RoHS
 15A 3-Way Switch with Microban <sup>®</sup>	TM873WAMCC4	3-Way Switch with lasting Microban <sup>®</sup> antimicrobial* protection for a cleaner, more durable device.	White	15A, 120V	 , RoHS
15A 4-Way Switch	TM874 TM874BK TM874DBCC6 TM874GCC6 TM874I TM874ISL* TM874LA TM874LASL* TM874NICC6 TM874W TM874WSL*	15A Switch. Part numbers with an asterisk indicate a model with included locator light.  4-way switch works with two radiant 3-way switches OR one radiant Dimmer and a radiant 3-way switch.	Brown Black Dark Bronze Graphite Ivory Ivory Light Almond Light Almond Nickel White White	15A, 120V	 , RoHS

Combination Switches

Modern low-profile paddle switches with no screws in sight.  
Note: The single-pole and single-pole/3-way combination switch faces are identical.

NAME	PART NUMBER	DESCRIPTION	COLOR/FINISH	RATING	COMPLIANCE
 Two Single-Pole Switches & Single-Pole/3-Way Switch	RCD113 RCD113BK RCD113GRY RCD113I RCD113LA RCD113W	Single-pole/3-way.  Features a locator light.	Brown Black Gray Ivory Light Almond White	15A, 120/125V	 , RoHS
 Two Single-Pole Switches	RCD11 RCD11BKCC6 RCD11GRY RCD11I RCD11LA RCD11W	Single-pole/3-way.  Features a locator light.	Brown Black Gray Ivory Light Almond White	15A, 120/125V	 , RoHS
 Two Single-Pole/3-Way Switches	RCD33BK RCD33GRY RCD33I RCD33LA RCD33W	Single-pole/3-way.  Features a locator light.	Black Gray Ivory Light Almond White	15A, 120/125V	 , RoHS
 Single-Pole/3-Way Switch & Tamper-Resistant Single Outlet	RCD38TRBK RCD38GRY RCD38TRI RCD38TRLA RCD38TRW	Single-pole/3-way.  Features a locator light.	Black Gray Ivory Light Almond White	15A, 120/125V	 , RoHS

Fan Controls


NAME	PART NUMBER	DESCRIPTION	COLOR/FINISH	RATING	COMPLIANCE
Fan Speed Control De-Hummer, Single-Pole/3-Way	RHDH163PTC RHDH163PBCCCV4	Single-pole/3-way.	Tri-Color* Bi-Color*	1.6A, 120V	 , RoHS
 Fan Speed Control De-Hummer, Single-Pole/3-Way	RHDH163PW		White	1.6A, 120V	 , RoHS
Fan Speed Control De-Hummer, Single-Pole/3-Way	HDH163PMMW  HDH163PMMTC	Single-pole/3-way. Multilocation fan speed controls.	White  Tri-Color*	1.6A, 120V	 , RoHS

Note: Wall plates sold separately.





Wave<sup>®</sup> Switches


Featuring innovative touchless technology, this switch controls lights with a simple wave. Internal sensor is preset to register motion at approximately 4" from switch, but can be easily adjusted for any distance from 1" to 6."

NAME	PART NUMBER	DESCRIPTION	COLOR/FINISH	RATING	COMPLIANCE
Wave Switch	RSWV153 RSWV203	Single-pole/3-way.  Features a sleek, full-face sensor in black. Pair with any radiant Wall Plate to fit your taste and décor.	Black	15A, 120/125V, 1/2 Hp 20A, 120/125V, 3/4 Hp	 , RoHS

Sensors





NAME	PART NUMBER	DESCRIPTION	COLOR/FINISH	RATING	COMPLIANCE
120V Single-Pole/3-Way Occupancy Sensor	RRW600UW RRW600UBK RRW600UTC RRW600UBCCCV4	Single-pole/3-way.  Features interchangeable faceplates.	White Black Tri-Color* Bi-Color*	120V, 600W, 1/6 HP	 , RoHS
120V Single-Pole Vacancy Sensor	RRW600VW RRW600VBK RRW600VTC	Features interchangeable faceplates.	White Black Tri-Color*	120V, 600W, 1/6 HP	 , RoHS

Timers
















NAME	PART NUMBER	DESCRIPTION	COLOR/FINISH	RATING	COMPLIANCE
4-Button Digital Timer	RT2BK RT2DBCCV4 RT2I RT2LA RT2NICCV4 RT2W	Preset time delay options include 10, 20, 30 or 60 min. Includes LED indicator light.  Single-pole/3-way.  Must be paired with another Timer Switch in 3-way applications.	Black Dark Bronze Ivory Light Almond Nickel White	120V, 600W, 1/6 HP	 , RoHS

Note: Wall plates sold separately.  
\*Tri-color includes: White, Light Almond and Ivory.  
\*Bi-Color includes: Nickel & Dark Bronze

Outlets











NAME	PART NUMBER	DESCRIPTION	COLOR/FINISH	RATING	NEMA CONFIG. NUMBER	COMPLIANCE
Tamper-Resistant Outlet	885TR 885TRBK 885TRDBCC12 885TRGCC12 885TRGRY 885TRI 885TRLA 885TRNICC12 885TRW	Tamper-resistant outlet featuring patented invis-shutters for discreet protection.	Brown Black Dark Bronze Graphite Gray Ivory Light Almond Nickel White	15A, 120/125V	5-15R	 , RoHS
	TR26352R TR26352RBK TR26352RDBCC6 TR26352RGCC6 TR26352RGRY TR26352RI TR26352RLA TR26352RNICC6 TR26352RW		Brown Black Dark Bronze Graphite Gray Ivory Light Almond Nickel White	20A, 125V	5-20R	 , RoHS
Weather-Resistant Outlet	885TRWR 885TRWRI 885TRWRLA 885TRWRW	NEC compliant for both tamper-and weather-resistance.	Brown Ivory Light Almond White	15A, 125V	5-15R	 , RoHS
radiant In-Wall Outlet Relocation Kit	IWPE-WH IWPEUSBAC-WH	Extends power from any hard-to-reach outlet to a more convenient location. Available versions include a Tamper-Resistant Out-let or a Tamper-Resistant USB Type-A/C Outlet.	White	15A	5-15R	 , RoHS

GFCI

NAME	PART NUMBER	DESCRIPTION	COLOR/FINISH	RATING	NEMA CONFIG. NUMBER	COMPLIANCE
	1597NTLTRBKCCD4 1597NTLTRDBCC4 1597NTLTRI 1597NTLTRLA 1597NTLTRNICC4 1597NTLTRW	Provides superior, point-of-use ground-fault protection. Self-tests every three seconds to ensure it is ready to protect. Features built-in night light.	Black Dark Bronze Ivory Light Almond Nickel White	15A, 125V	5-15R	 , RoHS
	2097NTLTRBK 2097NTLTRGRY 2097NTLTRI 2097NTLTRLA 2097NTLTRW		Black Gray Ivory Light Almond White	20A, 125V	5-20R	 , RoHS
	1597SWTTRBKCCD4 1597SWTTRGRY 1597SWTTRICCD4 1597SWTTRLACCD4 1597SWTTRWCCD4	Combination switch and GFCI outlet. Provides superior, point-of-use ground-fault protection. Self-tests every three seconds to ensure it is ready to protect.	Black Gray Ivory Light Almond White	15A, 125V	5-15R	 , RoHS
	1597TR 1597TRBK 1597TRDBCC4 1597TRGCC4 1597TRGRY 1597TRI 1597TRLA 1597TRNICC4 1597TRW	Provides superior, point-of-use ground-fault protection. Self-tests every three seconds to ensure it is ready to protect.	Brown Black Dark Bronze Graphite Gray Ivory Light Almond Nickel White	15A, 125V	5-15R	 , RoHS
	2097TR 2097TRBK 2097TRGRY 2097TRI 2097TRLA 2097TRW 2097TRNI 2097TRDB 2097TRGCC4		Brown Black Gray Ivory Light Almond White Nickel Dark Bronze Graphite	20A, 125V	5-20R	 , RoHS
	1597TRA 1597TRAI 1597TRALA 1597TRAW	Provides superior, point-of-use ground-fault protection. Self-tests every three seconds to ensure it is ready to protect. Features an audible alarm to alert users to trips or failures, perfect for sub-pumps and deep freezers.	Brown Ivory Light Almond White	15A, 125V	5-15R	 , RoHS
	1597TRWR 1597TRWRBK 1597TRWRGRY 1597TRWRI 1597TRWRLA 1597TRWRW	Provides superior, point-of-use ground-fault protection for outdoor use. NEC compliant for weather-resistance. Self-tests every three seconds to ensure it is ready to protect.	Brown Black Gray Ivory Light Almond White	15A, 125V	5-15R	 , RoHS
	1597TRAPLW	For use with large and/or stationary appliances like refrigerators, dishwashers and washing machines, this outlet provides dedicated power and superior ground-fault protection while also limiting the nuisance tripping often caused by variable-speed drives.	White	15A, 125V	5-15R	 , RoHS
	2097TRAPLW		White	20A, 125V	5-20R	 , RoHS



















NAME	PART NUMBER	DESCRIPTION	COLOR/FINISH	RATING	NEMA CONFIG. NUMBER	COMPLIANCE
	1597TRSGL 1597TRSGLBK 1597TRSGLGRY 1597TRSGLI 1597TRSGLLA 1597TRSGLW	Provides superior, point-of-use ground-fault protection. Self-tests every three seconds to ensure it is ready to protect. Features built-in night light.	Brown Black Gray Ivory Light Almond White	15A, 125V	5-15R	 , RoHS
	2097TRSGL 2097TRSGLBK 2097TRSGLGRY 2097TRSGLI 2097TRSGLLA 2097TRSGLW		Brown Black Gray Ivory Light Almond White	20A, 125V	5-15R	 , RoHS

Dual-Function AFCI/GFCI & AFCI

NAME	PART NUMBER	DESCRIPTION	COLOR/FINISH	RATING	NEMA CONFIG. NUMBER	COMPLIANCE
	AFGF152TR AFGF152TRBK AFGF152TRGRY AFGF152TRI AFGF152TRLA AFGF152TRW	Provides protection against arc- and ground-fault occurrences. Includes individual indicator lights for each fault type.	Brown Black Gray Ivory Light Almond White	15A, 125V	5-15R	 , RoHS
	AFGF202TR AFGF202TRBK AFGF202TRGRY AFGF202TRI AFGF202TRLA AFGF202TRW		Brown Black Gray Ivory Light Almond White	20A, 125V	5-20R	 , RoHS
	AF152TR AF152TRBK AF152TRGRY AF152TRI AF152TRLA AF152TRW	Provides point-of-use arc-fault protection.	Brown Black Gray Ivory Light Almond White	15A, 125V	5-15R	 , RoHS
	AF202TR AF202TRBK AF202TRGRY AF202TRI AF202TRLA AF202TRW		Brown Black Gray Ivory Light Almond White	20A, 125V	5-20R	 , RoHS
	AFGF202DFI AFGF202DFLA AFGF202DFW	Provides protection against arc-fault and ground-fault occurrences.	Ivory Light Almond White	20A, 125V		 , RoHS
	AF202DFI AF202DFLA AF202DFW	Point-of-Use Arc Fault Detection	Ivory Light Almond White	20A, 125V		 , RoHS

















USB Charging Solutions

NAME	PART NUMBER	DESCRIPTION	COLOR/FINISH	RATING	NEMA CONFIG. NUMBER	COMPLIANCE
	R26USBD65BK	Features industry-leading 65W of power, dual Type-C ports and Power Delivery for optimal charging capacity. Ideal for charging devices such as smartphones, tablets and small laptops.	Black	15A, 125V	5-15R	 , RoHS
	R26USBD65		Brown			
	R26USBD65W	Charges devices up to 2X faster with advanced Power Delivery* technology. Includes two USB Type-C ports. 30W power negotiation for the optimal charge for devices.	White	6A, 15A, 125V, 	5-15R	 , RoHS
	R26USBD65I		Ivory			
	R26USBD65LA	USB Outlet to charge devices up to 40% faster. Features two built-in USB Type-C ports for charging of the smartphones and tablets.	Light Almond	6A, 20A, 125V, 	5-15R	 , RoHS
	R26USBD65GRY		Gray			
	R26USBD65NICC6	USB Outlet with industry-leading speed to charge devices up to 40% faster. Includes ports for USB Type-A and Type-C to fit any device, no adapter needed.	Nickel	6A	5-15R	 , RoHS
	R26USBD65GCC6		Graphite			
	R26USBD65DBCC6	Bring USB charging outdoors to decks, patios and porches. The outlet is UL listed to UL498 for weather resistance and must be installed in a weatherproof enclosure per NEC requirements.	Dark Bronze	6A, 125V	5-15R	 , RoHS
	R26USBD65CC6		Brown			
	R26USBDRED		Red	White		
	R26USBD65WCC6		White			
	TR20USBD65BK		Black			
	TR20USBD65		Brown			
	TR20USBDDBCC6		Dark Bronze			
	TR20USBDGCC6		Graphite			
	TR20USBDGRY		Gray			
	TR20USBDI		Ivory			
	TR20USBDLA		Light Almond			
	TR20USBDNICC6		Nickel			
	TR20USBDNI		White			
	TR20USBDW					
















Note: Wall plates sold separately.

Note: Wall plates sold separately.









\*Power Delivery enables connected devices to receive the precise amount of power needed for safely maximized charging speeds.

NAME	PART NUMBER	DESCRIPTION	COLOR/FINISH	RATING	NEMA CONFIG. NUMBER	COMPLIANCE
	R26USBACBK	Outlet features built-in ports for both USB Type-A and USB Type-C to fit any device, no adapter needed. Features discreet tamper-resistance through patented invis-shutters.	Black	15A, 120V	3.1 Amp	 , RoHS
	R26USBACDBCCV4		Dark Bronze			
	R26USBACG	Outlet with two built-in USB Type-A ports. Features discreet tamper-resistance through patented invis-shutters.	Graphite	15A, 120V	3.1 Amp	 , RoHS
	R26USBACI		Ivory			
	R26USBACLA	Charge more devices simultaneously with four USB Type-A ports in a single device. Features 4.2A of total charging capacity.	Light Almond	15A, 125V		 , RoHS
	R26USBACNICC6		Nickel			
	R26USBACW		White			
	TM826USBBK		Black			
	TM826USDBCCV4		Dark Bronze			
	TM826USBGCCV4		Graphite			
	TM826USBI		Ivory			
	TM826USBLA		Light Almond			
	TM826USBNICCV4		Nickel			
	TM826USBW		White			
	TM8USB4BKCC6		Black			
	TM8USB4ICC6		Ivory			
	TM8USB4LACC6		Light Almond			
	TM8USB4NICC6		Nickel			
	TM8USB4WCC6		White			

GFCI USB

NAME	PART NUMBER	DESCRIPTION	COLOR/FINISH	RATING	NEMA CONFIG. NUMBER	COMPLIANCE
 Tamper-Resistant Self-Test GFCI USB Type-A/A Outlet	1597TRUSBAABK 1597TRUSBAADBC4 1597TRUSBAAGC4 1597TRUSBAAGRY 1597TRUSBAAI 1597TRUSBAALA 1597TRUSBAANIC4 1597TRUSBAAW	The first-ever GFCI Outlet with built-in USB charging, offering superior ground-fault protection and modern convenience in a single solution. Includes two USB Type-A ports.	Black Dark Bronze Graphite Gray Ivory Light Almond Nickel White	15A, 125V	5-15R	 , RoHS
	2097TRUSBAABK 2097TRUSBAA 2097TRUSBAAGRY 2097TRUSBAAI 2097TRUSBAALA 2097TRUSBAAW		Black Brown Gray Ivory Light Almond White	20A, 125V	5-20R	 , RoHS
 Tamper-Resistant Self-Test GFCI USB Type-A/C Outlet	1597TRUSBACBK 1597TRUSBAC 1597TRUSBACDBC4 1597TRUSBACGC4 1597TRUSBACGRY 1597TRUSBACI 1597TRUSBACLA 1597TRUSBACNIC4 1597TRUSBACW	The first-ever GFCI Outlet with built-in USB charging, offering superior ground-fault protection and modern convenience in a single solution. Includes USB Type-A and USB Type-C ports to charge any and all your devices, no adapter necessary.	Black Brown Dark Bronze Graphite Gray Ivory Light Almond Nickel White	15A, 125V	5-15R	 , RoHS
	2097TRUSBACBK 2097TRUSBAC 2097TRUSBACDBC4 2097TRUSBACGC4 2097TRUSBACGRY 2097TRUSBACI 2097TRUSBACLA 2097TRUSBACNIC4 2097TRUSBACW		Black Brown Dark Bronze Graphite Gray Ivory Light Almond Nickel White	20A, 125V	5-20R	 , RoHS
 Outdoor Self-Test GFCI USB Type-A/C Outlet	1597TRWRUSBACBK 1597TRWRUSBACGRY 1597TRWRUSBACI 1597TRWRUSBACLA 1597TRWRUSBACW	Engineered for outdoor use, this version of our first-of-its-kind GFCI USB Outlet also features weather-resistance to bring superior ground-fault protection and modern convenience to patios, pool areas and more -- all in a single solution. Includes USB Type-A and USB Type-C ports to charge any and all your devices, no adapter necessary.	Black Gray Ivory Light Almond White	15A, 125V	5-15R	 , RoHS
	2097TRWRUSBACBK 2097TRWRUSBACGRY 2097TRWRUSBACI 2097TRWRUSBACLA 2097TRWRUSBACW		Black Gray Ivory Light Almond White	20A, 125V	5-20R	 , RoHS
 Tamper-Resistant Self-Test GFCI USB Type-C/C Outlet	1597TRUSBCCI 1597TRUSBCCLA 1597TRUSBCCW	The first-ever GFCI Outlet with built-in USB charging, offering superior ground-fault protection and modern convenience in a single solution. Includes two future-proof USB Type-C ports to accommodate the latest and upcoming devices.	Ivory Light Almond White	15A, 125V	5-15R	 , RoHS
	2097TRUSBCCW		White	20A, 125V	5-20R	 , RoHS
 Outdoor Self-Test GFCI USB Type-C/C Outlet	1597TRWRUSBCCBK 1597TRWRUSBCCW	Engineered for outdoor use, this version of our first-of-its-kind GFCI USB Outlet also features weather-resistance to bring superior ground-fault protection and modern convenience to patios, pool areas and more – all in a single solution. Includes two future-proof USB Type-C ports to accommodate the latest and upcoming devices.	Black White	15A, 125V	5-15R	 , RoHS
	2097TRWRUSBCCBK 2097TRWRUSBCCW		Black White	20A, 125V	5-20R	 , RoHS

Night Lights















NAME	PART NUMBER	DESCRIPTION	COLOR/FINISH	RATING	NEMA CONFIG. NUMBER	COMPLIANCE
 Night Light with Two 15A Tamper-Resistant Outlets	NTL885TRBKCC6 NTL885TRICC6 NTL885TRLACC6 NTL885TRNICC6 NTL885TRW	Five Adjustable Light Settings	Black Ivory Light Almond Nickel White	15A, 120/125V	5-15R	 , RoHS
 Night Light With Single-Pole, 3-Way Switch	NTL873BKCC6 NTL873ICC6 NTL873LACC6 NTL873NICC6 NTL873WCC6	Five Adjustable Light Settings	Black Ivory Light Almond Nickel White	15A, 120/125V		 , RoHS
 Full Night Light with Adjustable Light Levels	NTLFULLTC NTLFULLW	Five Adjustable Light Settings  An optional louver is included for added light-level control	Tri-Color* White	120/125V		 , RoHS
 Horizontal Step Light	NTLHORZTCCC6 NTLHORZWCC6	Five Adjustable Light Settings	Tri-Color* White	120/125V		 , RoHS



## radiant with Netatmo













Control lights and power, from anywhere, with the ultra-reliable smart lighting solution optimized for whole-home use. Build a system in three easy steps: 1) select a Gateway; 2) select primary devices; and 3) select add-on devices. Works with Amazon Alexa, Google Home and Apple HomeKit. Compatible with adorne with Netatmo.

### STEP 1: Select a Gateway

NAME	PART NUMBER	DESCRIPTION	COLOR/FINISH	RATING	COMPATIBLE LOADS	COMPLIANCE
Smart Gateway with Netatmo 	WNRH1WH WNRH1LA WNRH1NI	Creates a robust and dedicated network as the foundation of the Netatmo smart lighting solution.	White Light Almond Nickel			 , RoHS
Smart Surface-Mount Gateway with Netatmo 	WNRH2WH WNRH2LA WNRH2NI	Creates a robust and dedicated network as the foundation of the Netatmo smart lighting solution. Installs beside an outlet or switch in a single-gang electrical box.  Ideal for remodels.	White Light Almond Nickel			 , RoHS
Smart Switch with Netatmo 	WNRL10WH WNRL10LA WNRL10NI	Controls lights from anywhere. Gateway required.	White Light Almond Nickel	15A, 120V		 , RoHS
Smart Tru-Universal Dimmer with Netatmo 	WNRL50WH WNRL50LA WNRL50NI	Controls lights from anywhere. Gateway required.  Trim and phase adjustments are made in the Home+Control app. Works with virtually any dimmable bulb or fixture (excludes 0-10V).	White Light Almond Nickel	15A, 120V	Incandescent, Halogen & ELV: 700W, MLV: 500VA, LED/CFL: 450W FWD/250W REV (not compatible with 0-10V LED drivers), EFL: 5.5A	 , RoHS
Smart Outlet with Netatmo 	WNRR15WH WNRR15LA WNRR15NI  WNRR20WH WNRR20LA WNRR20NI	Control power from anywhere. Two methods of install: 1. Wire for one outlet always on, one controlled; 2. Wire for downstream control of all outlets. Pair with a Wireless Smart Switch for on-wall control. Gateway required.	White Light Almond Nickel	15A, 125V, TR  20A, 125V, TR	5-15R  5-20R	 , RoHS
Smart Plug-In Switch with Netatmo 	WNP10	Plugs into an existing outlet to provide smart control of lamps or small appliances. Gateway required.	White			 , RoHS
Smart Plug-In Tru-Universal Dimmer with Netatmo 	WNP20	Plugs into an existing outlet to provide smart dimming control. Gateway required.  Trim and phase adjustments are made in the Home+Control app. Works with virtually any dimmable bulb or fixture (excludes 0-10V).	White		Incandescent, Halogen & ELV: 700W, MLV: 500VA, LED/CFL: 450W FWD/250W REV (not compatible with 0-10V LED drivers), EFL: 5.5A	 , RoHS

### STEP 2: Select Primary Devices











### STEP 3: Select Add-on Devices

NAME	PART NUMBER	INSTALLATION	DESCRIPTION	COLOR/FINISH	COMPLIANCE
Remote Smart Switch with Netatmo 	WNRL23WH WNRL23LA WNRL23NI	Wireless (Battery-Operated)	<b>For easy 3-way control.</b> Must be paired with a primary Smart Switch or Outlet with Netatmo. Can also be used as a master switch to control multiple wired Smart Switches with Netatmo.	White Light Almond Nickel	 , RoHS
	WNRL24WH WNRL24LA WNRL24NI	Wired			
Remote Smart Dimmer with Netatmo 	WNRL63WH WNRL63LA WNRL63NI	Wireless (Battery-Operated)	<b>For easy 3-way control.</b> Must be paired with a primary wired (or plug-in) Smart Tru-Universal Dimmer with Netatmo. Can also be used as a master dimmer to control multiple primary Smart Tru-Universal Dimmers with Netatmo.	White Light Almond Nickel	 , RoHS
	WNRL64WH WNRL64LA WNRL64NI	Wired			
Smart Scene Controller with Netatmo 	WNRCB40WH WNRCB40LA WNRCB40NI"	Wireless (Battery-Operated)	Controls 4 customizable lighting scenes with a single touch. Gateway required. For use in conjunction with Smart Switches, Dimmers and/or Outlets with Netatmo.	White Light Almond Nickel	 , RoHS
	WNRCB46WH WNRCB46LA WNRCB46NI	Wired	Note: Maximum of 8 scenes per system, including Home/Away and Wake/Sleep.		
Smart Home/Away Switch with Netatmo 	WNRL33WH WNRL33LA WNRL33NI	Wireless (Battery-Operated)	Controls 2 scenes of multiple lights. Turn the lights on (or off), simultaneously, with just a single tap. Gateway required. For use in conjunction with Smart Switches, Dimmers and/or Outlets with Netatmo.	White Light Almond Nickel	 , RoHS
	WNRL34WH WNRL34LA WNRL34NI	Wired	Note: Maximum of 8 scenes per system, including Home/Away and Wake/Sleep.		
Smart Wake/Sleep Switch with Netatmo 	WNRL43WH WNRL43LA WNRL43NI	Wireless (Battery-Operated)	Controls 2 scenes of multiple lights. Turn the lights on (or off), simultaneously, with just a single tap. Gateway required. For use in conjunction with Smart Switches, Dimmers and/or Outlets with Netatmo.	White Light Almond Nickel	 , RoHS
	WNRL44WH WNRL44LA WNRL44NI	Wired	Note: Maximum of 8 scenes per system, including Home/Away and Wake/Sleep.		
4-Scene Pocket Remote Control with Netatmo 	067695	Wireless (Battery-Operated)	Control up to four full lighting scenes with a touch with this portable smart remote and key fob. Gateway required. For use in conjunction with Smart Switches, Dimmers and/or Outlets with Netatmo  Note: Maximum of 8 scenes per system, including Home/Away and Wake/Sleep.	Black	
Wireless Motion Sensor with Netatmo 	064875	Wireless (Battery-Operated)	Automatically turns lights on/off when motion is detected/absent for added safety and efficiency. Battery-operated.  Gateway required. For use in conjunction with Smart Switches, Dimmers and/or Outlets with Netatmo.	White	

Note: Wall plates included with all radiant with Netatmo products.

## radiant with Netatmo – Smart Kits

Control lights and power, from anywhere, with the ultra-reliable smart lighting solution optimized for whole-home use. Get started building a system with one of these ready kits, then select additional select wired, plug-in and/or wireless add-on devices as desired. Works with Amazon Alexa, Google Home and Apple HomeKit. Compatible with adorne with Netatmo.

NAME	PART NUMBER	DESCRIPTION	COLOR/FINISH	RATING	COMPLIANCE
 Smart Switch Starter Kit with Netatmo	WNRH10KITWH WNRH10KITLA WNRH10KITNI	Kit includes (1) Smart Switch with Netatmo, (1) Smart Surface-Mount Gateway with Netatmo, (1) Home/Away Wireless Smart Switch with Netatmo	White Light Almond Nickel	15A, 120V	 , RoHS
 Smart Outlet Starter Kit with Netatmo	WNRH15KITWH WNRH15KITLA WNRH15KITNI	Kit includes (1) Smart 15A Outlet with Netatmo, (1) Smart Surface-Mount Gateway with Netatmo, (1) Home/Away Wireless Smart Switch with Netatmo	White Light Almond Nickel	15A, 120V	 , RoHS
 Smart Switch Gateway Kit with Netatmo	WNRKH10WH	Kit includes (1) Smart Switch with Netatmo and (1) Smart Surface-Mount Gateway with Netatmo	White	15A, 120V	 , RoHS
 Smart 3-Way Dimmer Gateway Kit with Netatmo	WNRKH53WH	Kit includes (1) Smart Tru-Universal Dimmer with Netatmo, (1) Smart Surface-Mount Gateway with Netatmo, (1) Wireless Smart Dimmer with Netatmo	White	15A, 120V	 , RoHS
 Smart 3-Way Dimmer Gateway Kit with Netatmo, 2-Pack	WNRKH532WH	Kit includes (1) Smart Surface-Mount Gateway with Netatmo, (2) Smart Tru-Universal Dimmers with Netatmo, (2) Wireless Smart Dimmers with Netatmo	White	15A, 120V	 , RoHS

## Color Change Kits - radiant


Interchangeable faceplates for us with Smart Lighting with Netatmo devices.

NAME	PART NUMBER	WORKS WITH	COLOR
Smart Switch with Netatmo Color Change Kit	WNRLCKIT*	WNRL10*	Brown, Black (BK), Dark Bronze (DB), Graphite (G), Gray (GY), Ivory (IV), Light Almond (LA), Nickel (NI), White (WH)
Remote Smart Switch with Netatmo Color Change Kit	WNRL23CKIT*	WNRL23* WNRL24*	Brown, Black (BK), Dark Bronze (DB), Graphite (G), Gray (GY), Ivory (IV), Light Almond (LA), Nickel (NI), White (WH)
Smart Dimmer with Netatmo Color Change Kit	WNRL50CKIT*	WNRL50*	Brown, Black (BK), Dark Bronze (DB), Graphite (G), Gray (GY), Ivory (IV), Light Almond (LA), Nickel (NI), White (WH)
Remote Smart Dimmer with Netatmo Color Change Kit	WNRL63CKIT*	WNRL63* WNRL64*	Brown, Black (BK), Dark Bronze (DB), Graphite (G), Gray (GY), Ivory (IV), Light Almond (LA), Nickel (NI), White (WH)
Smart Home/Away Switch with Netatmo Color Change Kit	WNRL33CKIT*	WNRL33* WNRL34*	Brown, Black (BK), Dark Bronze (DB), Graphite (G), Gray (GY), Ivory (IV), Light Almond (LA), Nickel (NI), White (WH)
Smart Wake/Sleep Switch with Netatmo Color Change Kit	WNRL43CKIT*	WNRL43* WNRL44*	Brown, Black (BK), Dark Bronze (DB), Graphite (G), Gray (GY), Ivory (IV), Light Almond (LA), Nickel (NI), White (WH)
Smart Scene Controller with Netatmo Color Change Kit	WNRCB40CKIT*	WNRCB40* WNRCB46*	Brown, Black (BK), Dark Bronze (DB), Graphite (G), Gray (GY), Ivory (IV), Light Almond (LA), Nickel (NI), White (WH)

## radiant with Netatmo – Easy Kits

Using the Wireless Switch or Dimmer with Netatmo, these kits allow users to easily add control of a light from a second location, or add on-wall control of an outlet, without cutting or wiring. Perfect for rooms or areas not currently wired for 3-way control or in rooms without overhead lighting.

**Note:** These kits do not include a Smart Gateway. Want to add app control of these devices? Add a Smart Gateway with Netatmo for smart app control and additional features.

NAME	PART NUMBER	DESCRIPTION	COLOR/FINISH	RATING	COMPATIBLE LOADS / NEMA	COMPLIANCE
 Easy 3-Way Switch Kit	WNREZK10WH	This kit uses a wireless switch to easily add control of a light or fixture from a second location, even in rooms or locations currently without 3-way wiring.  Kit includes a Switch (wired) and a battery operated Wireless Switch that mounts with adhesive to any wall or surface (battery and adhesive included).	White	15A, 120V		 , RoHS
 Easy 3-Way Dimmer Kit	WNREZK50WH	This kit uses a wireless dimmer to easily add light level control of a light or fixture from a second location, even in rooms or locations currently without 3-way wiring.  Kit includes a Tru-Universal Dimmer (wired) and a battery operated Wireless Dimmer that mounts with adhesive to any wall or surface (battery and adhesive included).	White	120V, 450W LED/CFL; 700W INC/HAL; 500VA MLV; 700W ELV; 5.5A EFL	Incandescent, Halogen & ELV: 700W MLV: 500VA LED/CFL: 450W EFL: 5.5A	 , RoHS
 Easy Switched Outlet Kit	WNREZK15WH	This kit uses a wireless switch to easily add on-wall control of an outlet, then simply flip the switch to control a plugged-in lamp or small appliance.  Kit includes a 15A Outlet (wired) and a battery operated Wireless Switch that mounts with adhesive to any wall or surface (battery and adhesive included).	White	15A	5-15R	 , RoHS



### WANT APP CONTROL?

Thanks to the “with Netatmo” platform, these devices are equipped for enhanced functionality.

Simply add a Smart Gateway with Netatmo and use the Legrand Home + Away app to control your lights from anywhere (and much more).



Screwless Wall Plates

How to build a better wall plate? Try clean lines and a satin finish, all without a screw in sight.

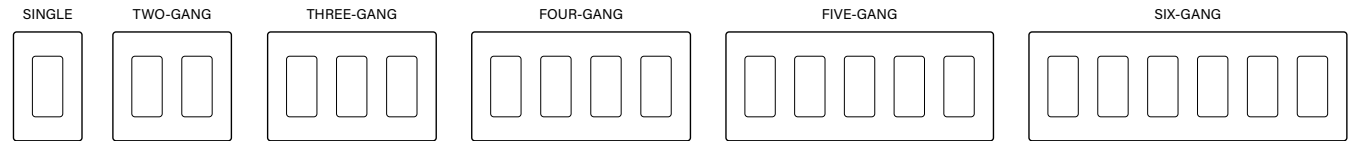
NAME	GANGS	PART NUMBER
Black	1-Gang 2-Gang 3-Gang 4-Gang 5-Gang 6-Gang	RWP26BK RWP262BK RWP263BK RWP264BK RWP265BK RWP266BK
Brown	1-Gang 2-Gang 3-Gang 4-Gang 5-Gang 6-Gang	RWP26 RWP262 RWP263 RWP264 RWP265 RWP266
Gray	1-Gang 2-Gang 3-Gang 4-Gang 5-Gang 6-Gang	RWP26GRY RWP262GRY RWP263GRY RWP264GRY RWP265GRY RWP266GRY

NAME	GANGS	PART NUMBER
Ivory	1-Gang 2-Gang 3-Gang 4-Gang 5-Gang 6-Gang	RWP26I RWP262I RWP263I RWP264I RWP265I RWP266I
Light Almond	1-Gang 2-Gang 3-Gang 4-Gang 5-Gang 6-Gang	RWP26LA RWP262LA RWP263LA RWP264LA RWP265LA RWP266LA
White	1-Gang 2-Gang 3-Gang 4-Gang 5-Gang 6-Gang	RWP26W RWP262W RWP263W RWP264W RWP265W RWP266W

Metallic Screwless Wall Plates

NAME	GANGS	PART NUMBER
Dark Bronze	1-Gang 2-Gang 3-Gang 4-Gang 5-Gang 6-Gang	RWP26DBCC6 RWP262DBCC6 RWP263DBCC6 RWP264DB RWP265DB RWP266DB
Graphite	1-Gang 2-Gang 3-Gang 4-Gang 5-Gang 6-Gang	RWP26GCC6 RWP262GCC6 RWP263GCC6 RWP264CC6 RWP265G RWP266G

NAME	GANGS	PART NUMBER
Nickel	1-Gang 2-Gang 3-Gang 4-Gang 5-Gang 6-Gang	RWP26NICC6 RWP262NICC6 RWP263NICC6 RWP264NI RWP265NI RWP266NI



Screwless Wall Plates with Microban<sup>®</sup>

Classic radiant style made cleaner and more durable through lasting Microban<sup>®</sup> antimicrobial\* protection.

NAME	GANGS	PART NUMBER
White with Microban	1-Gang 2-Gang 3-Gang 4-Gang	RWP26WAMCC6 RWP262WAMCC6 RWP263WAMCC6 RWP264WAMCC6